

GN 820.2


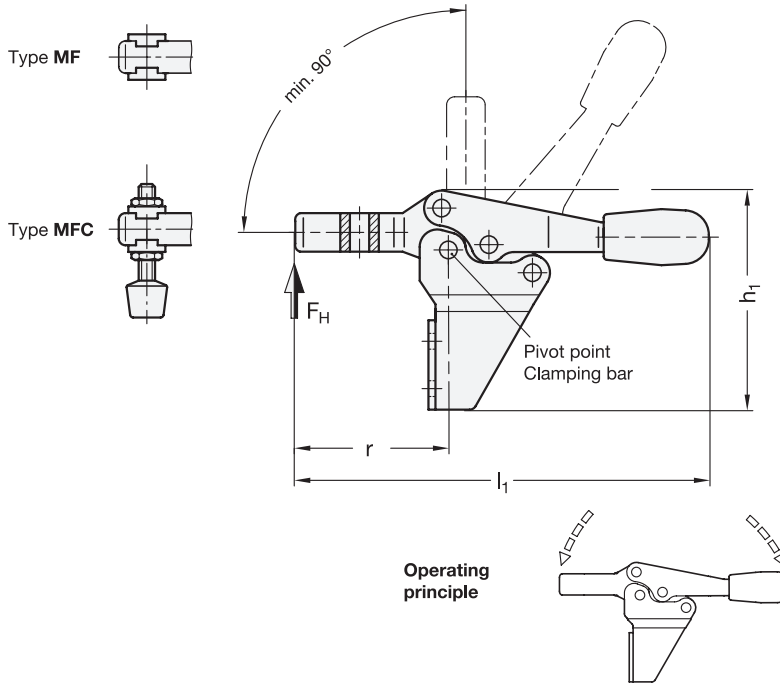
Steel / Stainless Steel

Horizontal Acting Toggle Clamps

with Vertical Mounting Base



JW WINCO
A Ganter Company



SS Stainless Steel

2 Type

- MF** U-bar version, with two flanged washers
- MFC** U-bar version, with two flanged washers and GN 708.1 spindle assembly

Specification

- Toggle clamp
Case-hardened steel C10 —
- Zinc plated, blue passivated finish
- Tempered bearing pins
- Case-hardened bearing rivets (for size 355 and up)
- Stainless steel AISI 304 **NI**
- All moving parts lubricated with special grease
- Hand grip
High quality, oil resistant red plastic
- Spindle assembly GN 708.1, Type A → page 858
 - Steel, zinc plated, blue passivated finish
 - Stainless steel AISI 304
 - Rubber tip 85 shore A
- *Stainless Steel Characteristics* → page 2143
- **RoHS compliant**



Information

GN 820.2 horizontal acting toggle clamps work according to the toggle principle: lever and clamping bar move in the opposite direction.

They require less space for the clamping action. In the clamped position the operating lever is in its horizontal position. The 90° rotated mounting surface allows a space-saving installation in addition to the clamping point.

Horizontal acting toggle clamps in the U-bar version with two flanged washers (type MF) can accommodate an application specific clamping screw. A spindle assembly with neoprene rubber tip is also included for type MFC.

see also...

- *General Information on Toggle Clamps* → page 756

Accessory

- Spindle assemblies → starting from page 856
- Clamp mounts GN 801 (for type MF) → www.jwwinco.com
- Clamping arm extenders GN 801.1 (for type MF) → page 860
- Clamping arm extenders GN 801.2 (for type MF) → page 861

How to order (Steel) GN820.2-130-MF	1 Size
	2 Type

How to order (Stainless steel) GN820.2-230-MF-NI	1 Size
	2 Type
	3 Material

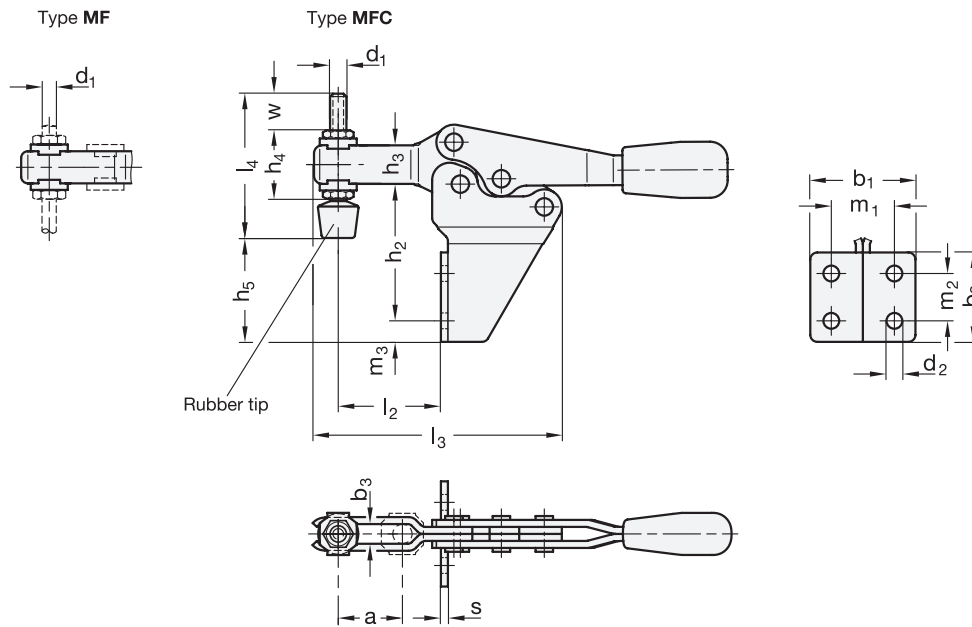
Metric table



Dimensions in: millimeters - inches

Size	Steel	Stainless Steel	F _H Holding capacity	a ≈	b ₁	b ₂	b ₃	d ₁ Thread	d ₂	h ₁	h ₂	h ₃	h ₄	h ₅ max.
75	75	75	900 N 202 lbf	20 0.79	30 1.18	25.5 1.00	5.5 0.22	M 5	4.5 0.18	62 2.44	39 1.54	11 0.43	19 0.75	30 1.18
130	130	130	1000 N 225 lbf	32 1.26	39 1.54	35 1.38	6.5 0.26	M 6	5.5 0.22	85 3.35	57.5 2.26	16 0.63	25.5 1.00	47.5 1.87
230	230	230	1700 N 382 lbf	37 1.46	43 1.69	40 1.57	8.5 0.33	M 8	6.5 0.26	102 4.02	69 2.72	18 0.71	30 1.18	53 2.09
355	-	-	1800 N 405 lbf	58 2.28	52 2.05	52 2.05	10.5 0.41	M 10	8.5 0.33	135 5.31	92 3.62	22 0.87	37 1.46	73.5 2.89

Size	Steel	Stainless Steel	l ₁	l ₂	l ₃	l ₄	m ₁	m ₂	m ₃	r	s	w	Adjustable range
75	75	75	118 4.65	30 1.18	72 2.83	45 1.77	18 0.71	13.5 0.53	6 0.24	42.5 1.67	2 0.08	15 0.59	15 0.59
130	130	130	170 6.69	45 1.77	95 3.74	55 2.17	26 1.02	22 0.87	6.5 0.26	61 2.40	2.5 0.10	17.5 0.69	17.5 0.69
230	230	230	195 7.68	52 2.05	113 4.45	68 2.68	28.5 1.12	24 0.94	8 0.31	70 2.76	3 0.12	20 0.79	20 0.79
355	-	-	270 10.63	85 3.35	166 6.54	77 3.03	32 1.26	32 1.26	10 0.39	108.5 4.27	3.5 0.14	19 0.75	19 0.75



1.1
1.2
1.3
1.4
2.1
2.2
2.3
2.4

