

GN 810.3

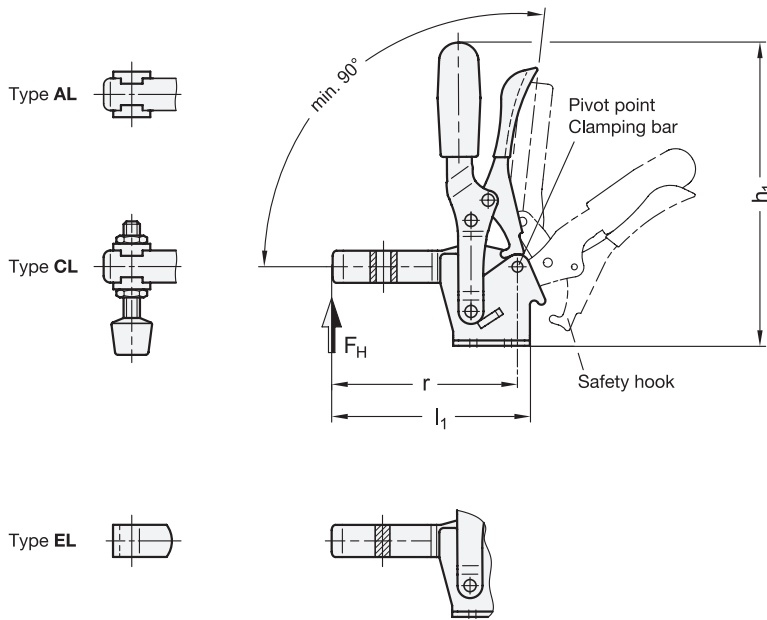
Steel / Stainless Steel

Vertical Acting Toggle Clamps

with Safety Hook, with Horizontal Mounting Base



JWWINCO
A Ganter Company

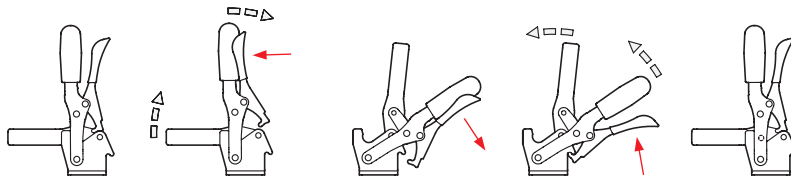


SS Stainless Steel

2 Type

- AL** U-bar version, with two flanged washers
- CL** U-bar version, with two flanged washers and GN 708.1 spindle assembly
- EL** Solid bar version, with weldable clasp

Operating principle



Specification

- Toggle clamps Case-hardened steel C10 —
 - Zinc plated, blue passivated finish
 - Tempered bearing pins
 - Case-hardened bearing rivets
- Stainless steel AISI 304 **NI**
- All moving parts lubricated with special grease
- Hand grip High quality, oil resistant red plastic
- Spindle assembly GN 708.1, Type A → page 858
 - Steel, zinc plated, blue passivated finish / Stainless steel AISI 304
 - Rubber tip 85 shore A
- RoHS compliant

Accessory

- Spindle assemblies → starting from page 856
- Clamp mounts GN 801 (for type AL) → www.jwwinco.com
- Clamp mounts GN 809 (for type EL) → www.jwwinco.com
- Clamping arm extenders GN 801.1 (for type AL) → page 860
- Clamping arm extenders GN 801.2 (for type AL) → page 861
- Clamping arm extenders GN 809.1 (for type EL) → page 862

Information

GN 810.3 vertical acting toggle clamps have a safety function whereby, during closing, a spring loaded safety hook arm ensures a secure locking connection. It prevents the inadvertent unlocking of the clamp due to vibrations or an accidental attempt of loosening / opening of the clamp. To open and release the toggle clamp from the locked closed position, press the lever arm and safety hook lever arm together (one hand operation). The toggle clamp is then in the open position which can also be locked temporarily in that position via the hook of the safety hook lever arm to avoid inadvertent closing of the clamp.

They work according to the toggle principle: lever and clamping bar move in the same direction. In the clamped position the operating lever is in its vertical position.

Vertical acting toggle clamps in the U-bar version with two flanged washers (Type AL) can accommodate an application specific clamping screw. A spindle assembly with neoprene rubber tip is also included for Type CL.

Type EL version can either be utilized by welding the clasp which can then accommodate an application specific hold-down fastener component, or by utilizing the bar in conjunction with the GN 809 clamp mounts to hold the workpiece in place.

see also...

- General Information on Toggle Clamps → page 756
- Heavy Duty Vertical Acting Toggle Clamps GN 910 → page 770
- Vertical Acting Toggle Clamps GN 810.4 (with Vertical Mounting Base) → page 766

How to order (Steel)		1 Size
GN810.3-230-EL		2 Type
How to order (Stainless steel)		1 Size
GN810.3-130-CL-NI		2 Type
		3 Material

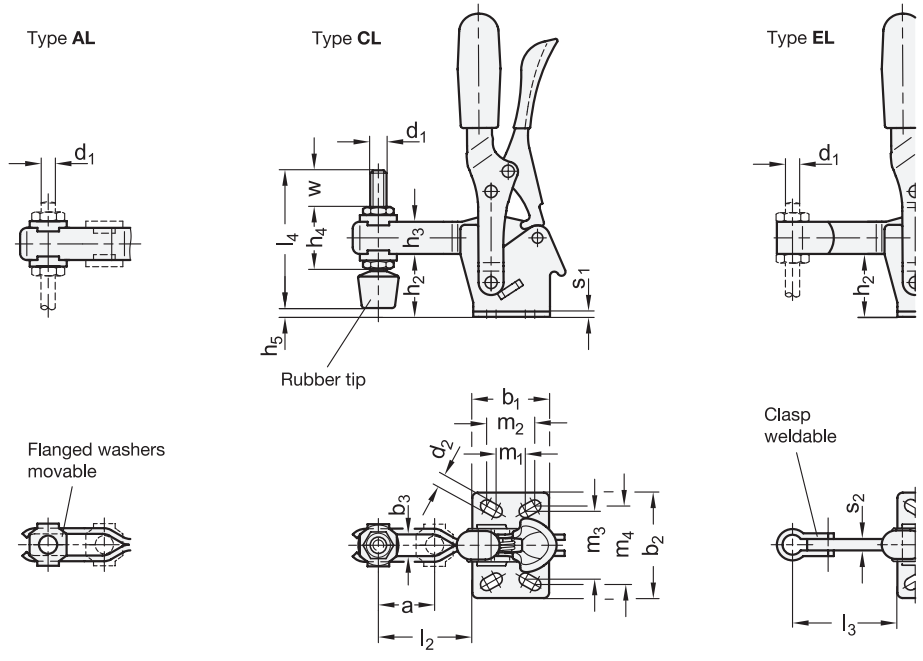
Universal table



Dimensions in: millimeters - inches

Size	F _H Holding capacity	a ≈	b ₁	b ₂	b ₃	d ₁ Thread	d ₂ ≈	h ₁ ≈	h ₂	h ₃	h ₄	h ₅
130	1050 N 236 lbf	28 1.10	35 1.38	42 1.65	6.2 0.24	M 6	5.5 0.22	142 5.59	28 1.10	16 0.63	25.5 1.00	11.3 0.44
230	2000 N 450 lbf	40 1.57	43 1.69	45 1.77	8.5 0.33	M 8	6.5 0.26	168 6.61	33.5 1.32	18 0.71	30 1.18	9.5 0.37

Size	l ₁ ≈ Type AL Type CL	Type EL	l ₂ ≈	l ₃ max.	l ₄	m ₁	m ₂	m ₃	m ₄	r ≈	s ₁	s ₂	w Adjustable range
130	85 3.35	86 3.39	42 1.65	54 2.13	55 2.17	12.5 0.49	19 0.75	27 1.06	29 1.14	79.5 3.13	2.5 0.10	5 0.20	17.5 0.69
230	110.5 4.35	112 4.41	58 2.28	73 2.87	68 2.68	18 0.71	21 0.83	32 1.26	32 1.26	104 4.09	3 0.12	6 0.24	20 0.79



1.1
1.2
1.3
1.4
2.1
2.2
2.3
2.4

