

- 3 Type**
- W** Figure horizontally arranged (Figure sequences L, M, R)
 - S** Figure vertically arranged (Figure sequences U, M, O)
- 5 Identification No.**
- 1 With mounting holes \varnothing 3.3 mm

Metric table

Dimensions in: millimeters - inches

Length l (Scale)	Number of bores	Figure sequence M							Figure sequence L / R / U / O						
		a ₁ ±0.1	a ₂ ±0.1	a ₃ ±0.1	a ₄ ±0.1	a ₅ ±0.1	a ₆ ±0.1	a ₇ ±0.1	a ₁ ±0.1	a ₂ ±0.1	a ₃ ±0.1	a ₄ ±0.1	a ₅ ±0.1	a ₆ ±0.1	a ₇ ±0.1
50 1.97	2 0.08	4 0.16	-	-	-	-	-	9 0.35	-	-	-	-	-	-	
100 3.94	2 0.08	9 0.35	-	-	-	-	-	9 0.35	-	-	-	-	-	-	
150 5.91	2 0.08	4 0.16	-	-	-	-	-	9 0.35	-	-	-	-	-	-	
200 7.87	3 0.12	9 0.35	99 3.90	-	-	-	-	9 0.35	99 3.90	-	-	-	-	-	
300 11.81	3 0.12	9 0.35	149 5.87	-	-	-	-	9 0.35	149 5.87	-	-	-	-	-	
400 15.75	4 0.16	9 0.35	139 5.47	269 10.59	-	-	-	9 0.35	139 5.47	269 10.59	-	-	-	-	
500 19.69	4 0.16	9 0.35	169 6.65	339 13.35	-	-	-	9 0.35	169 6.65	339 13.35	-	-	-	-	
750* 29.53	8 0.31	4 0.16	124 4.88	254 10.00	374 14.72	394 15.51	504 19.84	634 24.96	9 0.35	129 5.08	249 9.80	369 14.53	389 15.31	509 20.04	629 24.76
1000* 39.37	8 0.31	9 0.35	169 6.65	339 13.35	499 19.65	519 20.43	679 26.73	839 33.03	9 0.35	169 6.65	329 12.95	499 19.65	519 20.43	679 26.73	839 33.03

*These lengths consist of 2 parts

Specification

- Aluminum **AL**
 - Anodized finish, natural color
 - Black imprinted surface with numbers and scale markings etched (i.e., aluminum colored)
- Imprint resistant to weak acids and lye solutions, and against solvents in the event of brief contact
- RoHS compliant

On request

- Self-adhesive version

Information

The position of linear actuator connectors can be easily read from GN 711.2 rulers. The black background creates a high contrast to the natural-colored numbers and scales, and prevents glare.

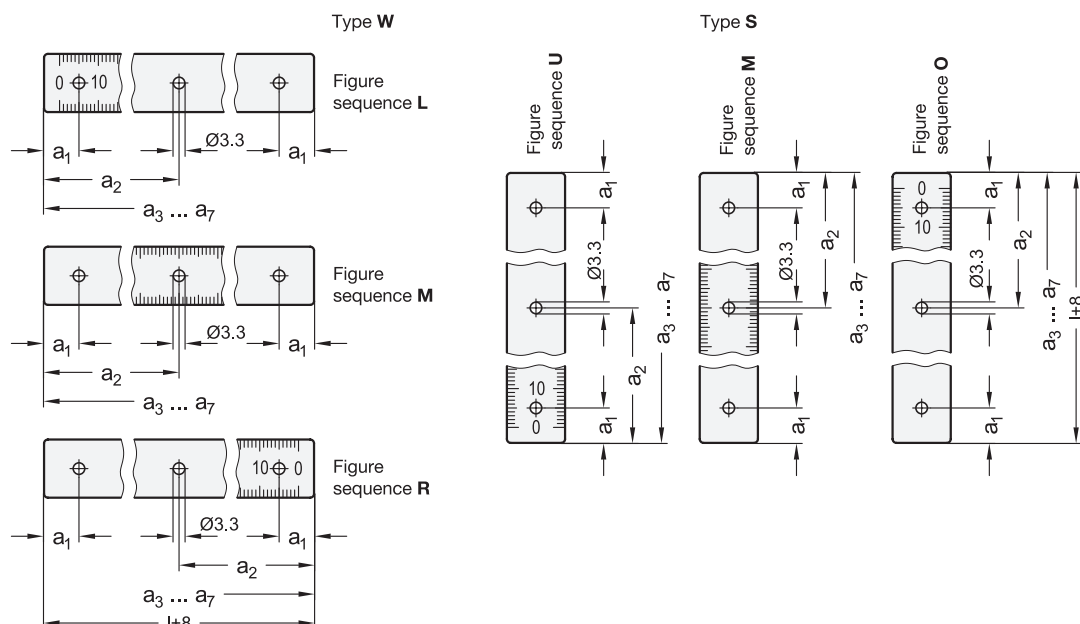
The orientation of the dimensioning of the fastening holes depends on the sequence of the numbers and is shown in the drawing.

How to order (Ruler)

GN 711.2-AL-100-W-L-1

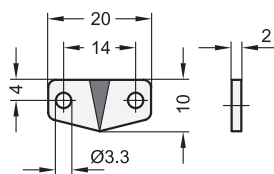
1	Material
2	Length l (Scale)
3	Type
4	Figure sequence
5	Identification no.

Mounting holes




GN 711.3 Indicator Arrow

Aluminum, with Mounting Holes, for use with Rulers



Application example



Specification

- Aluminum **AL**
- Anodized finish, natural color
- Black imprinted
- Zero point mark etched (i.e. aluminum colored)
- Imprint resistant to weak acids and lye solutions, and against solvents in the event of brief contact
- RoHS compliant

On request

- Self-adhesive version

Information

With the indicator arrow GN 711.3, reference points can be marked on rulers or reference positions in machines.

How to order (Indicator arrow)

GN 711.3-AL-1

- | | |
|---|--------------------|
| 1 | Material |
| 5 | Identification no. |

1.1
1.2
1.3
1.4
2.1
2.2
2.3
2.4

