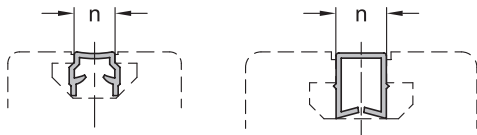
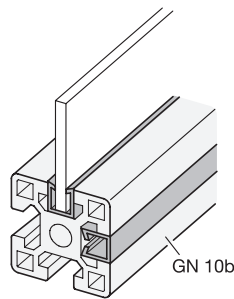


Use

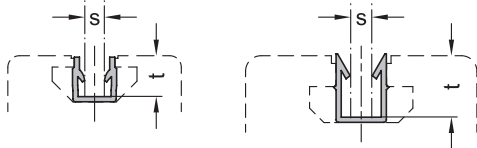
Cover profiles



Application example



Edging profiles



Metric table

¹ n	³ Length l in meters	⁴ Bundle Pieces	b ≈	h ≈	s Clamping range in mm	t
8 0.31	2	4	10 0.39	8.5 0.33	4 - 6	8 0.31
10 0.39	2	4	14 0.55	13 0.51	4 - 6	11.5* 0.45

Dimensions in: millimeters - inches

* 13.5 for aluminum profile 10b-454510L + 10b-459010L

Specification

- Plastic (Polypropylen PP)
Black
- Plastic Characteristics → page QVX
- RoHS



Information

Cover and edging profiles GN 70b are inserted into the slot of aluminum profiles.

When used as a cover profile, they are installed with the closed side facing out. This way, they protect the slot from dust and dirt, cover the cables and hoses in the slot and make for a visually appealing appearance.

When used as an edging profile, they are installed with the open side facing out. This allows for panel elements such as panes of glass or PMMA to be fixed directly into the groove.

Cover and edging profiles are supplied in bundles. The table shows the quantity included in each bundle.

see also...

- Aluminum Profiles GN 10b (Profile Type Light) → page QVX
- Aluminum Profiles GN 10b (Profile Type Heavy) → page QVX

How to order

¹ ² ³ ⁴
GN 70b-10-KS-2-4

¹	Slot width n
²	Color
³	Length l
⁴	Bundle