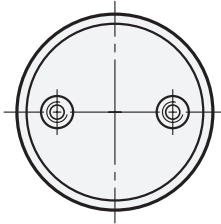
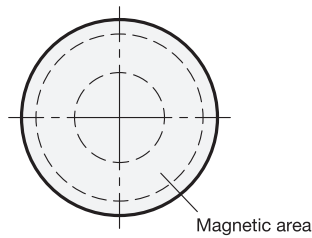
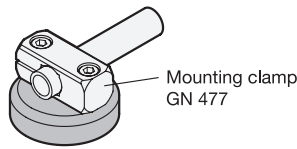


View of magnetic surface



Application example



Metric table

Dimensions in: millimeters - inches

² d ₁	³ m	⁴ d ₂ Thread	d ₃	h	t min.	Nominal magnetic forces
43 1.69	22 0.87	M 4	39 1.54	10.3 0.41	6 0.24	100 N 22.48 lbf
43 1.69	27 1.06	M 5	39 1.54	10.3 0.41	7 0.28	100 N 22.48 lbf
57 2.24	32 1.26	M 6	53 2.09	11.3 0.44	7 0.28	200 N 44.96 lbf
57 2.24	36 1.42	M 6	53 2.09	11.3 0.44	7 0.28	200 N 44.96 lbf

Specification

- Steel part
Zinc plated
- Magnet material
NdFeB **ND**
Neodymium, iron, boron
Temperature resistant up to 176 °F (80 °C)
- Rubber jacket
Elastomer (TPE) ≈ 80 shore A
Black
- *Elastomer Characteristics* → page QVX
- *RoHS compliant*

Accessory

- Magnet holding disks GN 70 → page QVX
- Self-adhesive disks GN 70.1 → page QVX

On request

- Other colors
- Other shore hardnesses

Information

GN 51.6 retaining magnets with rubber jacket, in combination with the steel part, form a system that shields and strengthens the magnet and concentrates the magnetic flux optimally on the rubberized magnetic surface.

The rubber protects sensitive surfaces from being damaged by the magnet and also has a high coefficient of friction, resulting in high lateral displacement forces.

Their dimensions, in particular the hole spacing m and the threads d₂, match the GN 473, GN 477, GN 480, and GN 485 mounting clamps.

see also...

- *More Information on Retaining Magnets* → page QVX
- *Base Plate Mounting Clamps GN 473* → page QVX
- *Mounting Clamps GN 477* → page QVX
- *Flanged Mounting Bolts GN 480* → page QVX

How to order

¹ ² ³ ⁴
GN 51.6-ND-43-22-M4

¹	Magnet material
²	Diameter d ₁
³	Hole spacing m
⁴	Thread d ₂