

- Metric**
- 1** Contact type
W Changeover contact
 - 2** Lighting
RG Red / green (bi-color)
 - 3** Identification no.
2 Button rounded
 - 4** Connection type
K PUR cable
KS 5-pin connector

Metric table

5

Dimensions in: millimeters - inches

Cable length l in meter		d		A/F
Connection type K		Connection type KS	Connection type K	Connection type KS
2	5	0.25	6 0.24	22 0.87

Specification

- Button
Stainless steel AISI 304
- Cable (outer sheath)
Polyurethan PUR, black
- Hex nut
Stainless steel AISI 304
- Light guide
Plastic
Crystal clear Polycarbonate (PC)
- IP Protection Classes → page 2130
- Plastic Characteristics → page 2135
- RoHS compliant

Accessory

- Cables with connector coupling GN 330 (M12x1) → page 1436

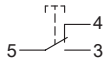
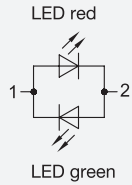
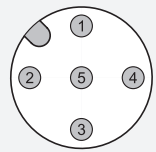
Information

- GN 3310 push button switches come with a changeover switch and integrated LED ring light. When the button is pressed, an electrical control impulse to switch off a machine, for example, can be triggered based on the wiring of the contacts (NC or NO). Independent of whether or not the button is actuated, the integrated LED ring lighting shines either red or green depending on the polarity of connections 1 and 2 of the LED.
- see also...**
- Cabinet "U" Handles GN 422 (with Power Switching Function) → page 124

How to order

GN 3310-W-RG-2-K-5

1	Contact type
2	Lighting
3	Identification no.
4	Connection type
5	Cable length l

Electrical and mechanical characteristics		
Button Contacts Contact material Switching voltages Switching current Mechanical lifespan Electrical lifespan	Changeover contact, snap contact Silver alloy Max. 125 V (connector) Max. 240 V (cable) Max. 3A 10 ⁶ switching cycles 50,000 switching cycles (under full load)	
LED ring lighting Operating voltage / operating current - bi-color (red / green)	24 V DC ± 10 % / 7 mA	
Category of use (button)	AC 15: 24 V AC / 1 A / DC 13: 24 V DC / 0.7 A AC 15: 110 V AC / 1 A / DC 13: 110 V DC / 0.2 A AC 15: 220 V AC / 0.5 A / DC 13: 220 V DC / 0.1 A	according to IEC 60947-5-1
	AC: 120 V AC / 5 A / DC: 12 V DC / 1 A AC: 240 V AC / 3 A	according to UL 508
Connection type Cable (K) or Connector (KS) Protection class	PUR cable with open stranded wires (2 m or 5 m) 5-pin connector M12x1 with PUR cable (0.25 m) IP 67	Pin configuration and cable assignment  <ul style="list-style-type: none"> 1 - green 2 - white 3 - yellow 4 - gray 5 - brown
Tightening torque	min. 5 Nm / max. 12 Nm	
Mounting cut-out	Ø 19 mm ^{+0.3} / _{+0.1}	
Approvals, conformity declarations CE marking	