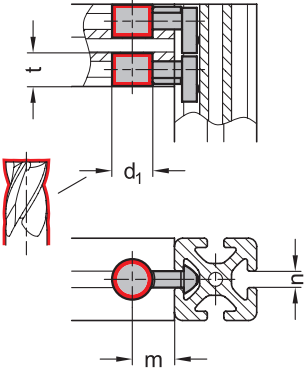
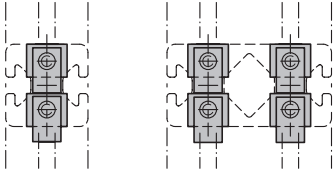



Assembly / profile machining




Use




Metric



 **Type**

**V** With anti-twist protection

 **Coding**

**C** With screw and T-nut

Metric table

<b>1</b> <b>n</b>	<b>6</b> <b>Bundle</b> Pieces	<b>d</b> <sub>1</sub>	<b>d</b> <sub>2</sub>	<b>l</b> <sub>1</sub>	<b>l</b> <sub>2</sub>	<b>m</b> +0.5	<b>A/F</b>	<b>t</b> +0.5	Tightening torque in Nm
6 0.24	4	16 0.63	M 6	25.5 1.00	11.5 0.45	15 0.59	4	12.7 0.50	8
8 0.31	4	20 0.79	M 8	33.5 1.32	15.5 0.61	20 0.79	5	16 0.63	25

Specification	4	5
Housing	Zinc die-cast, zinc plated <b>ZZ</b>	
Screw / T-nut	Steel, zinc plated, blue passivated finish <b>SZ</b>	
RoHS		
Technical Information		
Assembly Instructions / Profile Machining	QVX	

Universal connectors GN 22i fasten aluminum profiles together at right angles and, when used in pairs, secure them against twisting. Only one profile has to be machined.


The connection can be freely positioned and slid along the slot. The anti-twist protection can be easily removed thanks to its predetermined breaking point, allowing installation at any angle relative to the profile slot. If panels are used in the slot, they must be suitably pocketed.

Universal connectors are supplied in bundles. The table shows the quantity included in each bundle.

see also...	Page
GN 10i Aluminum Profiles (Profile Type Light)	QVX
GN 10i Aluminum Profiles (Profile Type Heavy)	QVX
GN 11i Aluminum Profiles (with Partially Closed Slots)	QVX

How to order	1 Slot width n
	2 Type
	3 Coding
	4 Material / Finish (Housing)
	5 Material / Finish (Screw and T-nut)
	6 Bundle
<div><div><div>1</div><div>2</div><div>3</div><div>4</div><div>5</div><div>6</div></div><div>GN 22i-8-V-C-ZZSZ-4</div></div>	

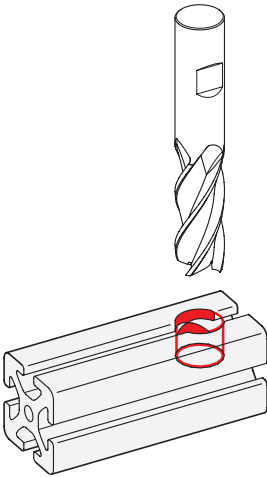
www.jwwinco.com | 1-800-877-8351

 **WARNING:** Cancer and Reproductive Harm — www.P65Warnings.ca.gov

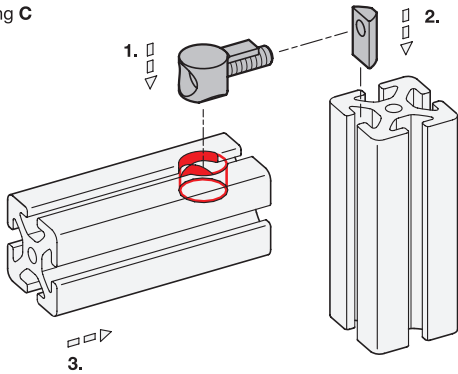
1

# Universal Connectors

Assembly Instructions / Profile Machining GN 22i



Coding C



Coding D

