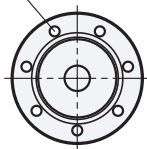
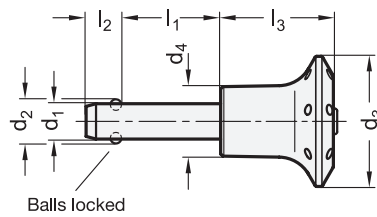
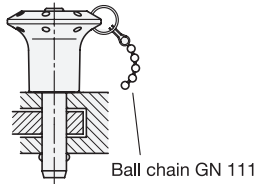


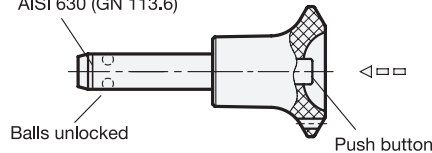
Bore for key ring
(ball chain)



Application example



Marking for material
AISI 630 (GN 113.6)



SS Stainless Steel

Metric table

Dimensions in: millimeters - inches

d_1	$l_1 + 0.6$																d_2	d_3	d_4	$l_2 \pm 1$	$l_3 - 0.2$	Location bore H11
5	10	15	20	25	30	35	40	45	50	60	70	80	-	-	-	5.5	30	16	6	26	5	
0.20	0.39	0.59	0.79	0.98	1.18	1.38	1.57	1.77	1.97	2.36	2.76	3.15				0.22	1.18	0.63	0.24	1.02	0.20	
6	10	15	20	25	30	35	40	45	50	60	70	80	-	-	-	7	30	16	7.1	26	6	
0.24	0.39	0.59	0.79	0.98	1.18	1.38	1.57	1.77	1.97	2.36	2.76	3.15				0.28	1.18	0.63	0.28	1.02	0.24	
8	10	15	20	25	30	35	40	45	50	60	70	80	90	100	-	9.5	35	19	8.2	32.5	8	
0.31	0.39	0.59	0.79	0.98	1.18	1.38	1.57	1.77	1.97	2.36	2.76	3.15	3.54	3.94		0.37	1.38	0.75	0.32	1.28	0.31	
10	15	20	25	30	35	40	45	50	60	70	80	90	100	110	120	12	35	19	9.6	32.5	10	
0.39	0.59	0.79	0.98	1.18	1.38	1.57	1.77	1.97	2.36	2.76	3.15	3.54	3.94	4.33	4.72	0.47	1.38	0.75	0.38	1.28	0.39	
12	20	25	30	35	40	45	50	60	70	80	90	100	110	120	-	14.5	42	25	10.6	39	12	
0.47	0.79	0.98	1.18	1.38	1.57	1.77	1.97	2.36	2.76	3.15	3.54	3.94	4.33	4.72		0.57	1.65	0.98	0.42	1.54	0.47	
16	30	35	40	45	50	60	70	80	90	100	110	120	130	140	150	19	42	25	14	39	16	
0.63	1.18	1.38	1.57	1.77	1.97	2.36	2.76	3.15	3.54	3.94	4.33	4.72	5.12	5.51	5.91	0.75	1.65	0.98	0.55	1.54	0.63	

Specification

- GN 113.5**
Shank pin
Stainless steel AISI 303
- GN 113.6**
Shank pin
Stainless steel AISI 630
Precipitation-hardened
- Knob**
Plastic (Polyamide PA)
- Black-gray / red
- Temperature resistant up to 176 °F (80 °C)
- Balls**
Stainless steel AISI 420C
- Spring**
Stainless steel
German Material No. 1.4565
- Load Rating Information → page 2104*
- ISO Fundamental Tolerances → page 2129*
- Plastic Characteristics → page 2135*
- Stainless Steel Characteristics → page 2143*
- RoHS compliant

Accessory

- Ball chains GN 111 / GN 111.5 → page 1236
- Retaining cables GN 111.2 → page 1238
- Spiral retaining cables GN 111.4 → page 1237

Information

GN 113.5 and GN 113.6 ball lock pins are used for rapid connecting and securing of components or workpieces. A typical application is locating pins that have to regularly be moved in and out of position. By depressing the spring loaded push button, the two balls are freed, and by releasing the push button the balls are locked.

GN 113.6 ball lock pins have a high load capacity, due to the pin being made of heavy duty, hardened and highly abrasion-resistant stainless steel.

The technical section contains the load ratings for the double shear strength (breaking strength).

see also...

- List of Lock Pin Types → page 1058
- Press-Fit Drill Bushings DIN 172 (with Flange) → page 1172
- Press-Fit Drill Bushings DIN 179 (without Flange) → page 1172

How to order (Stainless steel shank AISI 303)	1 Pin diameter d_1
GN 113.5-8-25	2 Length l_1

How to order (Stainless steel shank AISI 630)	1 Pin diameter d_1
GN 113.6-16-50	2 Length l_1

3.1
3.2
3.3
3.4
3.5
3.6
3.7
3.8
3.9
3.10