T-Nut Assemblies for 30 / 40 / 45 mm Profile Systems

Steel, for 8 / 10 mm Slot Widths, Assembly with T-Slot Nuts GN 505

JW WINCO® A Ganter Company

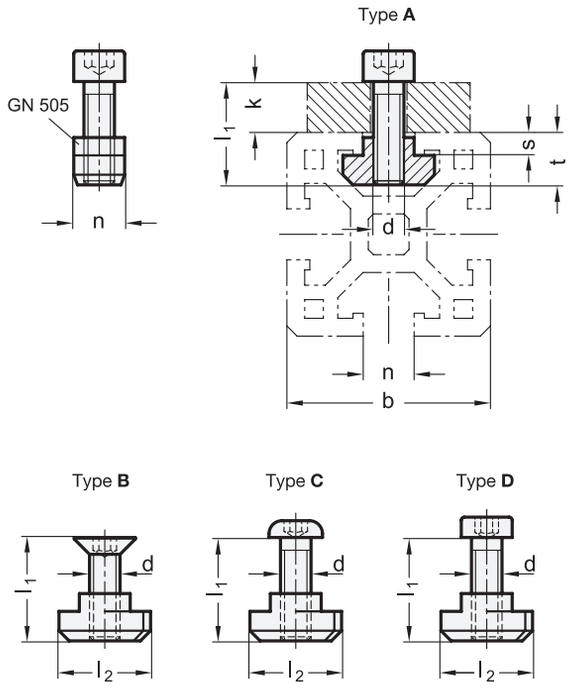

Metric

4 Type

- **A** Socket cap screw DIN 912
- **B** Countersunk screw DIN 7991
- **C** Socket button head screw ISO 7380
- **D** Socket cap screw DIN 7984

Metric table

Dimensions in: millimeters - *inches*

b	n (1)	d (2) Thread	l_1 (3) Type A	Type B	Type C	Type D	k ≈ Clamping length	l_2 ±0.5	s ≈	t ≈
30 *1.18*	8 *0.31*	M 4	10 *0.39*	10 *0.39*	-	-	... 6 *0.24*	16 *0.63*	2.2 *0.09*	7.2 *0.28*
30 *1.18*	8 *0.31*	M 4	12 *0.47*	-	-	-	2 *0.08* ... 8 *0.31*	16 *0.63*	2.2 *0.09*	7.2 *0.28*
30 *1.18*	8 *0.31*	M 4	16 *0.63*	-	-	-	6 *0.24* ... 12 *0.47*	16 *0.63*	2.2 *0.09*	7.2 *0.28*
30 *1.18*	8 *0.31*	M 5	10 *0.39*	-	-	-	... 5 *0.20*	16 *0.63*	2.2 *0.09*	7.2 *0.28*
30 *1.18*	8 *0.31*	M 5	12 *0.47*	12 *0.47*	-	-	2 *0.08* ... 7 *0.28*	16 *0.63*	2.2 *0.09*	7.2 *0.28*
30 *1.18*	8 *0.31*	M 5	14 *0.55*	-	-	-	4 *0.16* ... 9 *0.35*	16 *0.63*	2.2 *0.09*	7.2 *0.28*
30 *1.18*	8 *0.31*	M 5	18 *0.71*	-	-	-	8 *0.31* ... 13 *0.51*	16 *0.63*	2.2 *0.09*	7.2 *0.28*
30 *1.18*	8 *0.31*	M 5	20 *0.79*	-	-	-	10 *0.39* ... 15 *0.59*	16 *0.63*	2.2 *0.09*	7.2 *0.28*
30 *1.18*	8 *0.31*	M 5	22 *0.87*	-	-	-	12 *0.48* ... 17 *0.67*	16 *0.63*	2.2 *0.09*	7.2 *0.28*
30 *1.18*	8 *0.31*	M 6	10 *0.39*	-	-	10 *0.39*	... 4 *0.16*	16 *0.63*	2.2 *0.09*	7.2 *0.28*
30 *1.18*	8 *0.31*	M 6	12 *0.47*	12 *0.47*	-	-	2 *0.08* ... 6 *0.24*	16 *0.63*	2.2 *0.09*	7.2 *0.28*
30 *1.18*	8 *0.31*	M 6	14 *0.55*	14 *0.55*	14 *0.55*	-	4 *0.16* ... 8 *0.31*	16 *0.63*	2.2 *0.09*	7.2 *0.28*
30 *1.18*	8 *0.31*	M 6	16 *0.63*	16 *0.63*	-	-	6 *0.24* ... 10 *0.39*	16 *0.63*	2.2 *0.09*	7.2 *0.28*
30 *1.18*	8 *0.31*	M 6	-	18 *0.71*	-	-	8 *0.31* ... 12 *0.47*	16 *0.63*	2.2 *0.09*	7.2 *0.28*
30 *1.18*	8 *0.31*	M 6	20 *0.79*	-	-	-	10 *0.39* ... 14 *0.55*	16 *0.63*	2.2 *0.09*	7.2 *0.28*
30 *1.18*	8 *0.31*	M 6	25 *0.98*	-	-	-	15 *0.59* ... 19 *0.75*	16 *0.63*	2.2 *0.09*	7.2 *0.28*

b	n	d Thread	l_1 Type A	Type B	Type C	Type D	k ≈ Clamping length	l_2 ±0.5	s ≈	t ≈
40 / 45 1.57 1.77	10 0.39	M 4	-	12 0.47	-	-	... 5 0.20	19 0.75	4.6 0.18	11.8 0.46
40 / 45 1.57 1.77	10 0.39	M 4	14 0.55	-	-	-	... 8 0.31	19 0.75	6 0.24	11.8 0.46
40 / 45 1.57 1.77	10 0.39	M 5	12 0.47	-	-	-	... 5 0.20	19 0.75	6 0.24	11.8 0.46
40 / 45 1.57 1.77	10 0.39	M 5	14 0.55	14 0.55	-	-	... 7 0.28	19 0.75	6 0.24	11.8 0.46
40 / 45 1.57 1.77	10 0.39	M 5	16 0.63	-	-	-	3 ... 9 0.12 0.35	19 0.75	6 0.24	11.8 0.46
40 / 45 1.57 1.77	10 0.39	M 5	18 0.71	-	-	-	5 ... 11 0.20 0.43	19 0.75	6 0.24	11.8 0.46
40 / 45 1.57 1.77	10 0.39	M 5	20 0.79	-	-	-	7 ... 13 0.28 0.51	19 0.75	6 0.24	11.8 0.46
40 / 45 1.57 1.77	10 0.39	M 5	25 0.98	-	-	-	12 ... 18 0.47 0.71	19 0.75	6 0.24	11.8 0.46
40 / 45 1.57 1.77	10 0.39	M 6	14 0.55	14 0.55	-	14 0.55	... 6 0.24	19 0.75	6 0.24	11.8 0.46
40 / 45 1.57 1.77	10 0.39	M 6	16 0.63	-	-	-	3 ... 8 0.12 0.31	19 0.75	6 0.24	11.8 0.46
40 / 45 1.57 1.77	10 0.39	M 6	18 0.71	18 0.71	18 0.71	-	5 ... 10 0.20 0.39	19 0.75	6 0.24	11.8 0.46
40 / 45 1.57 1.77	10 0.39	M 6	20 0.79	20 0.79	-	-	7 ... 12 0.28 0.47	19 0.75	6 0.24	11.8 0.46
40 / 45 1.57 1.77	10 0.39	M 6	22 0.87	22 0.87	22 0.87	-	9 ... 14 0.35 0.55	19 0.75	6 0.24	11.8 0.46
40 / 45 1.57 1.77	10 0.39	M 6	28 1.10	-	-	-	15 ... 20 0.59 0.79	19 0.75	6 0.24	11.8 0.46
40 / 45 1.57 1.77	10 0.39	M 8	14 0.55	-	-	-	... 5 0.20	19 0.75	6 0.24	11.8 0.46
40 / 45 1.57 1.77	10 0.39	M 8	16 0.63	16 0.63	16 0.63	-	3 ... 7 0.12 0.28	19 0.75	6 0.24	11.8 0.46
40 / 45 1.57 1.77	10 0.39	M 8	18 0.71	-	18 0.71	-	5 ... 9 0.20 0.43	19 0.75	6 0.24	11.8 0.46
40 / 45 1.57 1.77	10 0.39	M 8	20 0.79	-	-	-	7 ... 11 0.28 0.43	19 0.75	6 0.24	11.8 0.46
40 / 45 1.57 1.77	10 0.39	M 8	28 1.10	-	-	-	15 ... 19 0.59 0.75	19 0.75	6 0.24	11.8 0.46

Specification

- T-slot nut GN 505
  with increased friction torque (Type MB)
  Steel, zinc plated, blue passivated finish
- Socket cap screws DIN 912
  Countersunk screws DIN 7991
  Socket button head screws ISO 7380
  Socket cap screws DIN 7984
  Steel, zinc plated, blue passivated finish
- RoHS

Information

GN 968 T-nut assemblies can be used to attach various standard parts to common profile systems. Each set includes one GN 505 T-slot nut and one screw.

see also...
- *Product Family Standard Parts for Profile Systems → page 18*
- *Serrated Quarter-Turn T-Slot Nuts GN 505 → page 1231*

How to order

1 2 3 4
GN 968-8-M5-18-A

1	Slot width n
2	Thread d
3	Length l_1
4	Type

T-Nut Assemblies GN 968		Type A	Type B	Type C	Type D
Compatible GN series sorted by series number		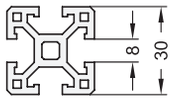		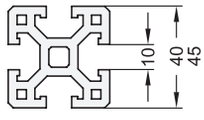	
Hinges GN 127 → *page 1404*					
	GN 127-...-B-...	-		**GN 968-10-M6-20-B***	
Flat Mounting Plates GN 139.3 (for Hinges with / without Integrated Safety Switch GN 139.1 / GN 139.2) → *page 1426*					
	GN 139.3-170	**GN 968-8-M6-10-A**		**GN 968-10-M6-14-A**	
Angled Mounting Plates GN 139.4 (for Hinges with / without Integrated Safety Switch GN 139.1 / GN 139.2) → *page 1426*					
	GN 139.4-101	**GN 968-8-M6-10-A**		**GN 968-10-M6-14-A**	
Flanged Connector Clamps GN 145 → *page 1778*					
	GN 145-...	-		**GN 968-10-M5-18-A**	
Hinges EN 151.4 → *page 1406*					
	EN 151.4-...	-		**GN 968-10-M6-18-A***	
Hinges EN 159 → *page 1356*					
	EN 159-54-17-17-... EN 159-74-22-22-... EN 159-84-25-25-...	**GN 968-8-M6-16-B** - -		- **GN 968-10-M6-18-B*** **GN 968-10-M6-18-B****	
Double Hinges EN 159.1 → *www.jwwinco.com*					
	EN 159.1-89-35-... EN 159.1-119-45-... EN 159.1-134-50-...	**GN 968-8-M6-16-B** - -		- **GN 968-10-M6-18-B*** **GN 968-10-M6-18-B****	

*Only for profile 40 x 40 mm **Only for profile 45 x 45 mm

T-Nut Assemblies GN 968		Type A	Type B	Type C	Type D
Compatible GN series sorted by series number		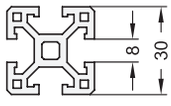		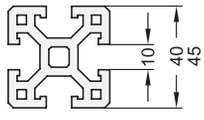	
Hinges GN 161 → *www.jwwinco.com*					
	GN 161-57 GN 161-68 GN 161-80	**GN 968-8-M6-14-B**		**GN 968-10-M6-18-B**	
Base Plate Connector Clamps GN 162.3 → *page 1786*					
	GN 162.3-...	**GN 968-8-M5-14-A**		**GN 968-10-M5-18-A**	
Mounting Plate Sets GN 181 (for Cabinet "U" Handles) → *page 103*					
	GN 181-ZD-10-M5-... GN 181-ZD-... -M6-... GN 181-ZD-... -M8-...	**GN 968-8-M5-12-B** **GN 968-8-M6-12-B** -		- **GN 968-10-M6-16-B** **GN 968-10-M8-16-B**	
Tube Supports GN 231 → *page 1797*					
	GN 231-B20 / -B25 / -B30-... GN 231-V20 / -V25 / -V30-...	-		**GN 968-10-M8-14-A**	
Hinges EN 236 → *www.jwwinco.com*					
	EN 236-75-60	-		**GN 968-10-M6-20-B***	
Hinges without Switch EN 239.3 → *page 1434*					
	EN 239.3-70-60-SH	-		**GN 968-10-M6-18-B***	
Hinges with Integrated Switch EN 239.4 → *page 1434*					
	EN 239.4-...	-		**GN 968-10-M6-18-B***	

*Only for profile 40 x 40 mm

T-Nut Assemblies GN 968		Type A Type B	Type C Type D
Compatible GN series sorted by series number		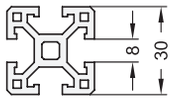	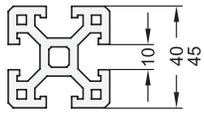
Hinges with Integrated Safety Switch EN 239.6 → *page 1430*			
	EN 239.6-60-110-...	-	**GN 968-10-M6-18-B***
Hinges without Switch EN 239.7 → *page 1430*			
	EN 239.7-60-70 EN 239.7-60-110	-	**GN 968-10-M6-18-B***
Flat Mounting Plates EN 239.8 (for Hinges with / without Integrated Safety Switch EN 239.6 / EN 239.7) → *page 1432*			
	EN 239.8-110-14 EN 239.8-110-19 EN 239.8-110-21	**GN 968-8-M6-14-B** - -	- **GN 968-10-M6-18-B** **GN 968-10-M6-18-B**
Swivel Clamp Connector Bases GN 271 → *www.jwwinco.com*			
	GN 271-25-...	-	**GN 968-10-M5-18-A**
Sensor Brackets GN 271.4 → *www.jwwinco.com*			
	GN 271.4-B12-... GN 271.4-B18-...	- -	**GN 968-10-M5-18-A**
Swivel Clamp Connector Joints GN 281 → *page 1799*			
	GN 281-...	-	**GN 968-10-M5-18-A**
Tubular Handles GN 333 → *page 168*			
	GN 333-28-...-B-...	**GN 968-8-M6-25-A**	**GN 968-10-M6-28-A**

*Only for profile 40 x 40 mm

T-Nut Assemblies GN 968		Type A	Type B	Type C	Type D
Compatible GN series sorted by series number		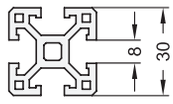		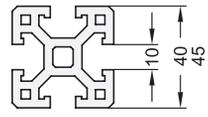	
Tubular Handles GN 333.1 → *page 164*					
	GN 333.1-28-...-B-...	**GN 968-8-M6-14-C**		**GN 968-10-M6-18-C**	
Oval Tubular Handles GN 334.1 → *page 175*					
	GN 334.1-36-...	-		**GN 968-10-M8-16-C**	
Oval Tubular Handles GN 335 → *page 176*					
	GN 335-36-...-B-...	-		**GN 968-10-M8-16-C**	
Indexing Plungers GN 412 → *page 974*					
	GN 412-8-47-...-1 GN 412-10-47-...-1	**GN 968-6-M5-18-A**		**GN 968-8-M5-20-A**	
Mounting Blocks GN 412.1 → *page 998*					
	GN 412.1-47-...-1	**GN 968-8-M5-18-A**		-	
Indexing Plunger Latch Mechanisms GN 416 → *page 975*					
	GN 416-6-38-... GN 416-8-38-... GN 416-8-46-... GN 416-10-38-... GN 416-10-46-... GN 416-12-46-...	**GN 968-8-M5-14-A** **GN 968-8-M5-14-A** - **GN 968-8-M5-14-A** - -		**GN 968-10-M5-18-A** **GN 968-10-M5-18-A** **GN 968-10-M6-18-A** **GN 968-10-M5-18-A** **GN 968-10-M6-18-A** **GN 968-10-M6-18-A**	
Locators GN 416.1 → *www.jwwinco.com*					
	GN 416.1-6-38 GN 416.1-8-38 GN 416.1-8-46 GN 416.1-10-38 GN 416.1-10-46 GN 416.1-12-46	**GN 968-8-M5-14-A** **GN 968-8-M5-14-A** - **GN 968-8-M5-14-A** - -		**GN 968-10-M5-18-A** **GN 968-10-M5-18-A** **GN 968-10-M6-18-A** **GN 968-10-M5-18-A** **GN 968-10-M6-18-A** **GN 968-10-M6-18-A**	

T-Nut Assemblies GN 968		Type A	Type B	Type C	Type D
Compatible GN series sorted by series number		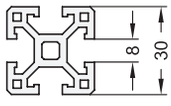		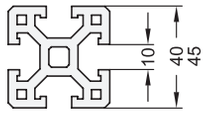	
Indexing Plunger Latch Mechanisms GN 417 → *page 976 / 977*					
	GN 417-5-A / -B / -C GN 417-6-A / -B / -C GN 417-8-A / -B GN 417-8-C GN 417-10-A / -B / -C	**GN 968-8-M4-12-A** **GN 968-8-M5-14-A** **GN 968-8-M5-14-A** - -		- **GN 968-10-M5-18-A** **GN 968-10-M6-18-A** **GN 968-10-M5-18-A** **GN 968-10-M6-18-A**	
Locators GN 417.1 → *www.jwwinco.com*					
	GN 417.1-5-ST-SW GN 417.1-6-ST-SW GN 417.1-8-ST-SW GN 417.1-10-ST-SW	**GN 968-8-M4-12-A** **GN 968-8-M5-14-A** **GN 968-8-M5-14-A** -		- **GN 968-10-M5-18-A** **GN 968-10-M5-18-A** **GN 968-10-M6-18-A**	
Locators GN 417.1 → *www.jwwinco.com*					
	GN 417.1-5-NI-GS GN 417.1-6-NI-GS GN 417.1-8-NI-GS GN 417.1-10-NI-GS	**GN 968-8-M4-12-A** **GN 968-8-M5-14-A** **GN 968-8-M5-14-A** -		- **GN 968-10-M5-18-A** **GN 968-10-M5-18-A** **GN 968-10-M6-18-A**	
Snap Door Latches EN 449.1 → *page 1304*					
	EN 449.1-57-...	**GN 968-8-M6-14-A**		**GN 968-10-M6-16-A***	
Base Plate Mounting Clamps GN 473 → *page 1819*					
	GN 473-B8-... GN 473-B10 / -B12-... GN 473-B15 / -B16-... GN 473-B20-...	**GN 968-8-M4-10-A** - - -		**GN 968-10-M4-14-A** **GN 968-10-M5-14-A** **GN 968-10-M6-14-A** **GN 968-10-M6-18-A**	
Mounting Clamps GN 477 → *page 1820*					
	GN 477-B8-... GN 477-B10 / -B12-... GN 477-B15 / -B16 / -B20-...	**GN 968-8-M4-16-A** **GN 968-8-M5-18-A** **GN 968-8-M6-20-A**		- **GN 968-10-M5-20-A** **GN 968-10-M6-22-A**	
Flanged Mounting Bolts GN 480 → *page 1828*					
	GN 480-8-... GN 480-10 / -12-... GN 480-15 / -16 / -20-...	**GN 968-8-M4-10-A** **GN 968-8-M5-10-A** **GN 968-8-M6-12-A**		- **GN 968-10-M5-12-A** **GN 968-10-M6-14-A**	

*Only for profile 40 x 40 mm

T-Nut Assemblies GN 968		Type A	Type B	Type C	Type D
Compatible GN series sorted by series number		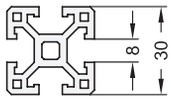		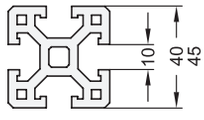	
Cabinet “U” Handles EN 528 → *page 114*					
	EN 528-...-94-6.5-... EN 528-...-117-6.5-... EN 528-...-117-8.5-... EN 528-...-122-8.5-... EN 528-...-132-8.5-... EN 528-...-140-8.5-... EN 528-...-160-8.5-... EN 528-...-179-8.5-... EN 528-...-235-8.5-...	**GN 968-8-M6-14-A** **GN 968-8-M6-16-A** - - - - - - -		**GN 968-10-M6-16-A** **GN 968-10-M6-20-A** **GN 968-10-M8-16-A** **GN 968-10-M8-16-A** **GN 968-10-M8-18-A** **GN 968-10-M8-18-A** **GN 968-10-M8-20-A** **GN 968-10-M8-20-A** **GN 968-10-M8-20-A**	
Mounting Angle Brackets EN 561 → *www.jwwinco.com*					
	EN 561-19-...-A / -B / -C EN 561-25-...-A / -B / -C EN 561-43-...-A	**GN 968-8-M6-14-C** **GN 968-8-M6-14-C** -		- - **GN 968-10-M8-18-C**	
Cabinet “U” Handles GN 565.1 → *page 99*					
	GN 565.1-20-... GN 565.1-26-...	**GN 968-8-M5-20-A** -		- **GN 968-10-M6-22-A**	
Angled Cabinet “U” Handles GN 565.2 → *page 106*					
	GN 565.2-26-128-B-... GN 565.2-26-160-B-...	- -		**GN 968-10-M6-22-C** **GN 968-10-M6-22-C**	
Cam Action Indexing Plungers GN 612.2 → *page 1010*					
	GN 612.2-...-16-... GN 612.2-...-20-...	**GN 968-8-M5-18-A** **GN 968-8-M5-22-A**		- **GN 968-10-M5-25-A**	
Cam Action Indexing Plungers GN 612.9 → *page 1011*					
	GN 612.9-...-16-... GN 612.9-...-20-...	**GN 968-8-M5-18-A** **GN 968-8-M5-22-A**		- **GN 968-10-M5-25-A**	

T-Nut Assemblies GN 968		Type A	Type B	Type C	Type D
Compatible GN series sorted by series number		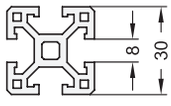		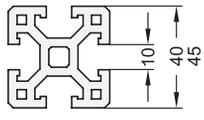	
Bridge Handles EN 628 → *page 130*					
	EN 628-117-6.5-B-... EN 628-117-8.5-B-... EN 628-150-8.5-B-... EN 628-179-8.5-B-...	**GN 968-8-M6-14-A** - - -		- **GN 968-10-M8-28-A** **GN 968-10-M8-28-A** **GN 968-10-M8-28-A**	
Off -Set Enclosed Safety “U“ Handles EN 630 → *page 194*					
	EN 630-114-B-...	**GN 968-8-M6-18-B**		**GN 968-10-M6-22-B**	
Off -Set Open „U“ Handles EN 630.1 → *page 108*					
	EN 630.1-114-B-...	**GN 968-8-M6-18-B**		**GN 968-10-M6-22-B**	
Panel Support Clamps EN 649 → *www.jwwinco.com*					
	EN 649-35-E	**GN 968-8-M6-10-D**		**GN 968-10-M6-14-D**	
Tubular Grip Handles GN 667 → *page 172*					
	GN 667-20-...	-		**GN 968-10-M8-20-A**	
Square Cam Action Spring Latches GN 722.3 → *page 1012*					
	GN 722.3-8-... GN 722.3-10-... GN 722.3-12-... GN 722.3-14-...	-		**GN 968-10-M6-18-A**	
Economical Cabinet “U” Handles GN 728 → *page 120*					
	GN 728-120-B-... GN 728-180-B-...	**GN 968-6-M6-14-A** -		- **GN 965-10-M8-18-A**	

T-Nut Assemblies GN 968		Type A	Type B	Type C	Type D
Compatible GN series sorted by series number		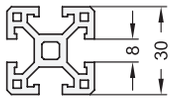		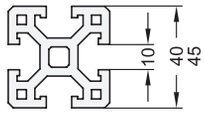	
Economical Cabinet “U” Handles GN 728.5 → *page 120*					
	GN 728.5-120-B	**GN 968-8-M6-14-A**		-	
Slam Latches / Slam Locks GN 936 → *page 1302*					
	GN 936-72-...	**GN 968-8-M6-12-A**		**GN 968-10-M6-14-A**	
Connecting Brackets GN 967 → *www.jwwinco.com*					
	GN 967-...-20-...-1-... GN 967-...-20-...-2-... GN 967-...-30-...-1-... GN 967-...-30-...-2-... GN 967-...-40-...-1-... GN 967-...-40-...-2-... GN 967-...-45-...-1-... GN 967-...-45-...-2-...	**GN 968-8-M5-12-A** **GN 968-8-M5-12-B** **GN 968-8-M6-12-A** **GN 968-8-M6-12-B** - - - -		**GN 968-10-M5-14-A** **GN 968-10-M5-14-B** **GN 968-10-M6-14-A** **GN 968-10-M6-14-B** **GN 968-10-M8-16-A** **GN 968-10-M8-16-B** **GN 968-10-M8-16-A** **GN 968-10-M8-16-B**	
Threaded Flanges GN 3490 → *www.jwwinco.com*					
	GN 3490-45-... GN 3490-60-...	**GN 968-8-M6-14-B** -		**GN 968-10-M8-16-B** **GN 968-10-M8-16-B**	
Ball Catches GN 4490 → *page 1305*					
	GN 4490-ZD-50... GN 4490-ZD-68... GN 4490-ZD-80...	**GN 968-8-M4-10-B** **GN 968-8-M4-10-B** **GN 968-8-M5-12-B**		**GN 968-10-M4-12-B** **GN 968-10-M4-12-B** **GN 968-10-M5-14-B**	