

Inch table

Dimensions in: inches - millimeters

¹ d ₁ Thread	² Length l	d ₂	e	h ₁	h ₂	h ₃	h ₄	h ₅	k ₁	k ₂	k ₃	k ₄	c	s	Tightening torque in Nm	Nominal load in metric tons
1/2 x 13	0.71 18	0.19 4.8	1.57 40	5.08 129	4.57 116	2.95 75	1.61 41	1.93 49	0.47 12	2.09 53	0.98 25	3.23 82	0.71 18	1.42 36	10	0.63
5/8 x 11	0.94 24	0.29 7.4	1.81 46	6.54 166	5.75 146	3.82 97	1.93 49	2.48 63	0.63 16	2.87 73	1.26 32	4.13 105	0.98 25	1.61 41	30	1.50
3/4 x 10	1.18 30	0.38 9.6	2.40 61	8.46 215	7.36 187	4.96 126	2.40 61	3.07 78	0.79 20	3.74 95	1.65 42	5.35 136	1.18 30	2.17 55	70	2.50
1 x 8	1.42 36	0.48 12.1	3.07 78	10.35 263	8.94 227	5.91 150	3.03 77	3.78 96	1.02 26	4.65 118	2.05 52	6.42 163	1.38 35	2.76 70	150	4.00
1 1/4 x 7	1.77 45	0.61 15.6	3.74 95	11.97 304	10.51 267	6.85 174	3.66 93	4.69 119	1.18 30	5.31 135	2.24 57	7.44 189	1.57 40	3.35 85	225	5.00
1 1/2 x 6	2.13 54	0.75 19	3.94 100	14.13 359	12.20 310	8.19 208	4.02 102	5.39 137	1.42 36	6.34 161	2.68 68	8.94 227	1.89 48	3.54 90	410	8.00

Metric table

Dimensions in: millimeters - inches

¹ d ₁ Thread	² Length l	d ₂	e	h ₁	h ₂	h ₃	h ₄	h ₅	k ₁	k ₂	k ₃	k ₄	c	s	Tightening torque in Nm	Nominal load in metric tons
M 12	18 0.71	4.8 0.19	40 1.57	129 5.08	116 4.57	75 2.95	41 1.61	49 1.93	12 0.47	53 2.09	25 0.98	82 3.23	18 0.71	36 1.42	10	0.63
M 16	24 0.94	7.4 0.29	46 1.81	166 6.54	146 5.75	97 3.82	49 1.93	63 2.48	16 0.63	73 2.87	32 1.26	105 4.13	25 0.98	41 1.61	30	1.50
M 20	30 1.18	9.6 0.38	61 2.40	215 8.46	187 7.36	126 4.96	61 2.40	78 3.07	20 0.79	95 3.74	42 1.65	136 5.35	30 1.18	55 2.17	70	2.50
M 24	36 1.42	12.1 0.48	78 3.07	263 10.35	227 8.94	150 5.91	77 3.03	96 3.78	26 1.02	118 4.65	52 2.05	163 6.42	35 1.38	70 2.76	150	4.00
M 30	45 1.77	15.6 0.61	95 3.74	304 11.97	267 10.51	174 6.85	93 3.66	119 4.69	30 1.18	135 5.31	57 2.24	189 7.44	40 1.57	85 3.35	225	5.00
M 36	54 2.13	19 0.75	100 3.94	359 14.13	310 12.20	208 8.19	102 4.02	137 5.39	36 1.42	161 6.34	68 2.68	227 8.94	48 1.89	90 3.54	410	8.00

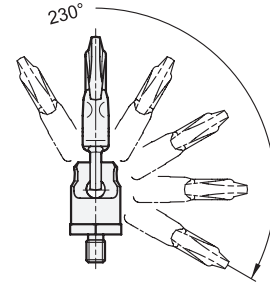
Safety notes

The load capacity table shows the maximum loads in metric tons in relation to the mounting method at an operating temperature of -40 °F to +392 °F (-40 °C to +200 °C), whereby a safety factor of 4 is taken into account for all values.









The GN 5862 safety swivel load hook may only be used if it is screwed on in accordance with the material-dependent minimum screw-in length and the screw-on surface is plane and at right angles to the threaded hole.

When firmly mounted, the load hook must rotate freely by 360° and must not rest on edges or other lifting gear. Load hooks are not suitable for permanent rotary movements under load.

The operating instruction contains further guidelines and is included with every load hook (see also at www.jwwinco.com/service).



Dimensions in: metric tons

Mounting method											
Quantity	Angle of inclination	1	1	2	2	2	2	2	3 and 4	3 and 4	3 and 4
Factor		0 to 7°	90°	0 to 7°	90°	0 to 45°	45 to 60°	asymmetric	0 to 45°	45 to 60°	asymmetric
		1	1	2	2	1.4	1	1	2.1	1.5	1
M 12	1/2 x 13	0.63 t	0.63 t	1.26 t	1.26 t	0.88 t	0.63 t	0.63 t	1.32 t	0.95 t	0.63 t
M 16	5/8 x 11	1.50 t	1.50 t	3.00 t	3.00 t	2.10 t	1.50 t	1.50 t	3.15 t	2.25 t	1.50 t
M 20	3/4 x 10	2.50 t	2.50 t	5.00 t	5.00 t	3.50 t	2.50 t	2.50 t	5.25 t	3.75 t	2.50 t
M 24	1 x 8	4.00 t	4.00 t	8.00 t	8.00 t	5.60 t	4.00 t	4.00 t	8.40 t	6.00 t	4.00 t
M 30	1 1/4 x 7	6.70 t	5.00 t	13.40 t	10.00 t	7.00 t	5.00 t	5.00 t	10.50 t	7.50 t	5.00 t
M 36	1 1/2 x 6	10.00 t	8.00 t	20.00 t	16.00 t	11.20 t	8.00 t	8.00 t	16.80 t	12.00 t	8.00 t

Specification

- Hook
Steel
European Standard No. 1.6540
- High-strength tempered
- 100% electromagnetic tensile tested
- Bright pink powder coated
- Safety catch
Steel
German Material No. 1.6541
- Forged
- High-strength tempered
- 100% electromagnetic tensile tested
- Bearing case
Steel
German Material No. 1.6541
- Forged
- High-strength tempered
- 100% electromagnetic tensile tested
- Zinc plated, blue passivated finish
- Threaded bolt
Steel
- High-strength tempered
- Delta-Tone® finish
(inorganic zinc flake coating)
- RoHS compliant

On request

- Additional threaded bolt lengths

Information

GN 5862 safety swivel load hooks rotate using double ball bearings. The freely rotating hook enables the bolt to hold loads in any allowed tension direction.

The nominal values for load capacity in the table are for the most extreme loading conditions listed, and are also clearly marked on the ring.

GN 5862 safety swivel load hooks comply with Machinery Directive 2006/42/EG and are BG tested.

The integrated RFID transponder is used to clearly identify the lifting gear, e.g. during the prescribed regular inspection.

see also...

- Safety Swivel Load Rings GN 5860 → page 1594
- D-Shackles GN 584 → page 1600
- Bow Shackles GN 585 → page 1601

How to order (Inch)	1 Thread d ₁
GN 5862-5/8X11-24	2 Length l

How to order (Metric)	1 Thread d ₁
GN 5862-M12-18	2 Length l

3.1
3.2
3.3
3.4
3.5
3.6
3.7
3.8
3.9
3.10