

- 3 Type**
- A Without handle
 - D With revolving steel handle
- 4 Coding**
- ZI Engage by pulling
 - DR Engage by pushing

Metric table

Dimensions in: millimeters - inches

| d ₁ | d ₂ H7 Bore with keyway | | d ₃ | | d ₄ max. | l ₁ | | l ₂ | l ₃ | | l ₄ | r | w min. | Ø Handle | Coupling size GN 000.4 GN 000.5 |
|----------------|---------------------------------------|----------|----------------|------------|------------------------|----------------|------------|----------------|----------------|------------|----------------|-------------|-----------|-------------|--|
| | GN 000.4 GN 000.5 | GN 000.4 | GN 000.4 | GN 000.5 | | GN 000.4 | GN 000.5 | | GN 000.4 | GN 000.5 | | | | | |
| 125 4.92 | K 12 | - | 28 1.10 | 29 1.14 | 17 0.67 | 28.5 1.12 | 42 1.65 | 18 0.71 | 5 0.20 | 12 0.47 | 67.5 2.66 | 54 2.13 | 4 0.16 | 23 0.91 | 1 |
| 140 5.51 | K 12 | - | 28 1.10 | 29 1.14 | 17 0.67 | 28.5 1.12 | 42 1.65 | 19 0.75 | 5 0.20 | 12 0.47 | 67.5 2.66 | 61 2.40 | 4 0.16 | 23 0.91 | 1 |
| 140 5.51 | K 14 | K 16 | 32 1.26 | 33 1.30 | 21 0.83 | 32.5 1.28 | 48 1.89 | 19 0.75 | 6 0.24 | 14 0.55 | 67.5 2.66 | 61 2.40 | 4 0.16 | 23 0.91 | 2 |
| 160 6.30 | K 14 | K 16 | 32 1.26 | 33 1.30 | 21 0.83 | 32.5 1.28 | 48 1.89 | 20 0.79 | 6 0.24 | 14 0.55 | 82.5 3.25 | 71 2.80 | 4 0.16 | 26 1.02 | 2 |
| 200 7.87 | K 18 | K 20 | 38 1.50 | 39 1.54 | 26 1.02 | 36.5 1.44 | 50 1.97 | 24 0.94 | 6 0.24 | 13 0.51 | 82.5 3.25 | 89 3.50 | 4 0.16 | 26 1.02 | 3 |
| 250 9.84 | K 22 | - | 45 1.77 | 46 1.81 | 30 1.18 | 47.5 1.87 | 54 2.13 | 28 1.10 | 12 0.47 | 13 0.51 | 92.5 3.64 | 113 4.45 | 4 0.16 | 28 1.10 | 4 |

Specification

- Handwheels see following page respectively standard sheets
- Coupling elements
 - Safety clutch assemblies GN 000.4 → page 268
 - Safety clutch assemblies GN 000.5 → page 269
- Keyways DIN 6885 Page 2 → page 2041
- ISO Fundamental Tolerances → page 2129
- RoHS compliant

Information

The use of safety clutch assemblies in handwheels other than specified on this sheet is also possible.

see also...

- More Information on Safety Clutch Handwheels → page 264
- Countersunk Washers GN 184 (for Axial Fixing) → page 1150

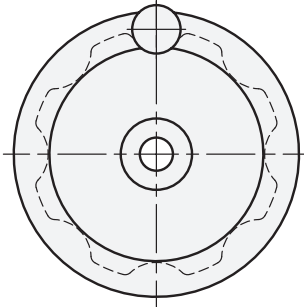
* Insert the code no. of the desired handwheels (here in "How to order:" GN 321)

| How to order | |
|--------------|-----------------------------------|
| 1 | Handwheel diameter d ₁ |
| 2 | Bore with keyway d ₂ |
| 3 | Type |
| 4 | Coding |

1 2 3 4
GN321.4-140-K14-D-DR

Safety Clutch Handwheels

Overview of Types

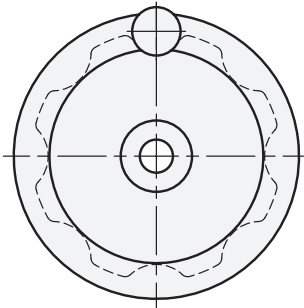


Solid disk handwheels GN 321 → page 234

Aluminum
Rim highly polished on all sides

Revolving handles GN 598 → page 38

Steel
Powder coated
Black, matte textured finish

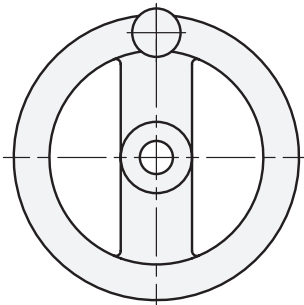


Solid disk handwheels GN 323 → page 234

Aluminum
Powder coated
Black, matte textured finish

Revolving handles GN 598 → page 38

Steel
Powder coated
Black, matte textured finish



Two spoked handwheels GN 322 → page 214

Aluminum
Rim highly polished on all sides

Revolving handles GN 598 → page 38

Steel
Powder coated
Black, matte textured finish

1.1

1.2

1.3

1.4

2.1

2.2

2.3

2.4

